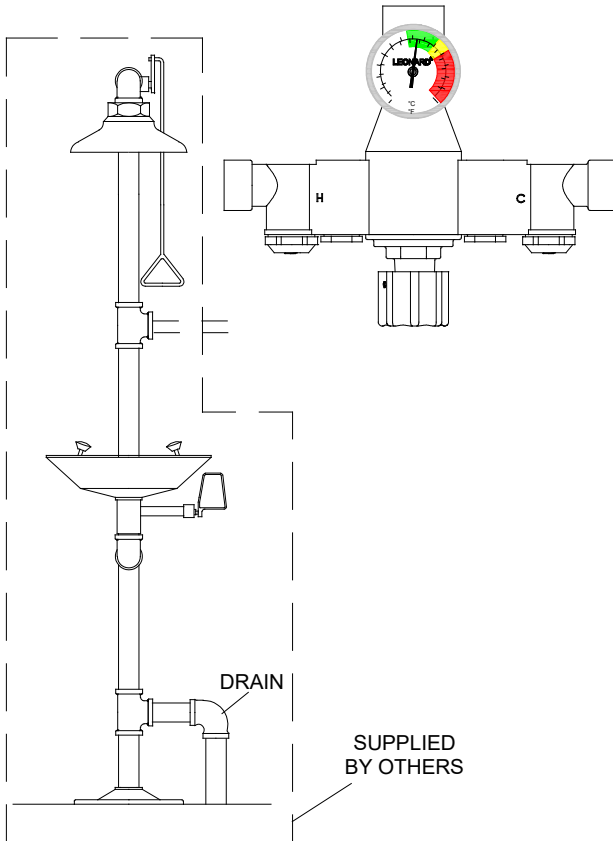


EMERGENCY MIXING VALVES



This product is certified to meet Low Lead requirements of wetted surface area containing less than 0.25% lead by weight



WARNING: This product can expose you to chemicals including lead, which is known to the State of California to cause cancer. For more information, go to www.P65Warnings.Ca.gov

Engineer's Approval

Job # _____

Arch/Eng. _____

Contractor _____

CAUTION! All thermostatic water mixing valves have limitations. They will NOT provide the desired accuracy outside of their flow capacity range. Consult the Flow Capacity Chart and DO NOT OVERSIZE. Minimum flow must be no less than as indicated.

***NOTE:** A limit stop, set for 90°F (32°C), is simply a mechanical setting to prevent excessive handle rotation. If incoming water is hotter than 135°F (57°C), the temperature of the factory test, the valve when turned to full HOT may deliver water in excess of 90°F and the limit stop MUST BE RESET BY THE INSTALLER

Emergency Mixing Valve for Drench or Combination Units EXL-600-LF

- High Performance Emergency Mixing Valve designed for drench shower / eye / face wash applications
- Thermostatic Mixing Valve can be set to the correct temperature for the application
- Mixing valve will close down on failure of cold water supply
- Mixing valve with special internal cold water bypass capable of a minimum of 20 GPM (75.7 l/min) @ 30 PSI (2.1 Bar) upon failure of hot water supply
- Adjustable high temperature limit stop * set for 90°F (32°C)
- Locking temperature regulator to prevent accidental movement
- Integral Checkstops on inlets
- Threaded 3/4" female NPT side inlets
- Threaded 1" female NPT top outlet
- Rough bronze finish
- Dial thermometer (range 0 to 140°F, -18 to 60°C)
- Compliance.....ANSI Z358.1
- Maximum supply temperature 180 °F (82°C)
- Maximum supply pressure 125 PSI (8.6 Bar)

OPTIONS:

- ___ CP- Chrome plated finish
- ___ IT- Inlet thermometers (shipped loose)
- ___ ITP- Inlet temperature / pressure gauges (shipped loose)

CABINET OPTIONS, SEE PAGE 3:

- ___ SUFFIX BWE REC- Steel, baked white enamel recessed
- ___ SUFFIX STSTL REC- Stainless Steel recessed cabinet
- ___ SUFFIX BWE EXP- Steel, baked white enamel exposed
- ___ SUFFIX STSTL EXP- Stainless Steel exposed cabinet
- ___ SUFFIX IT- Inlet thermometers on outside of exposed cabinets only and shipped loose
- ___ SUFFIX ITP- Inlet temperature / pressure gauges on outside of exposed cabinets only and shipped loose

ASSE 1071 currently at testing

CSA currently at testing



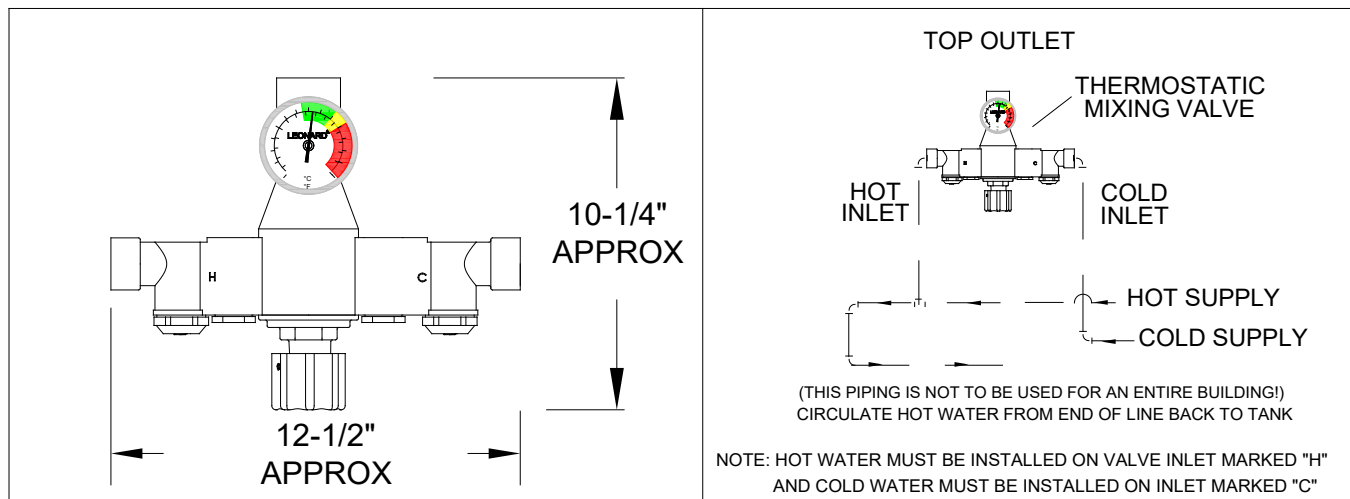
1360 Elmwood Avenue, Cranston, RI 02910 USA

Phone: 401.461.1200 Fax: 401.941.5310

Email: info@leonardvalve.com

Web Site: <http://www.leonardvalve.com>

EXL-800-LF EMERGENCY WATER MIXING VALVE



CAUTION! It may be necessary to recirculate the tempered water to the drench / eye/face wash should the piping be exposed to excessive hot or cold conditions. Consult factory for proper piping.

FLOW CAPACITIES

MODEL	IN	OUT	MINIMUM FLOW (GPM)	INTERNAL COLD WATER BY-PASS	PRESSURE DROP										PSI
			L/MIN	AT 30 PSI DROP	5	10	15	20	25	30	35	40	45		
					0.3	0.7	1.0	1.4	1.7	2.1	2.4	2.8	3.1	BAR	
EXL-600-LF	3/4"	1"	3	20	15	22	28	33	37	41	45	48	51	GPM	
			11.4	75.7	57	83	106	125	140	155	170	182	193	L/MIN	
MAXIMUM FLOW CAPACITY															

The Emergency drench / eye/face wash Mixing Valve shall control and maintain the temperature of the water to the station. Unit shall be self contained and include a thermostatic water mixing valve, a dial thermometer on the outlet, checkstops, unit set for 85°F (29°C) and a maximum temperature of 90°F (32°C). Unit must be able to be set to the correct temperature for the specific contaminant but must be locked in place to prevent changing of the temperature by accident. Unit must be checked weekly for performance in conjunction with the requirements of ANSI Z358.1.

WARNING! IT IS THE RESPONSIBILITY OF THE SPECIFIER TO DETERMINE THE DELIVERED WATER TEMPERATURE TO EACH SAFETY FIXTURE. A COMFORTABLE RANGE IS 60°F TO 90°F (15° TO 32°C). IN CIRCUMSTANCES WHERE A CHEMICAL REACTION IS ACCELERATED BY WATER TEMPERATURE, A MEDICAL ADVISOR SHOULD BE CONSULTED FOR THE OPTIMUM TEMPERATURE FOR EACH APPLICATION.

Specifications are subject to change without notice!

CAUTION! All thermostatic water mixing valves have limitations. They will NOT provide the desired accuracy outside of their flow capacity range. Consult the Flow Capacity Chart and DO NOT OVERSIZE. Minimum flow must be no less than indicated.



1360 Elmwood Avenue, Cranston, RI 02910 USA

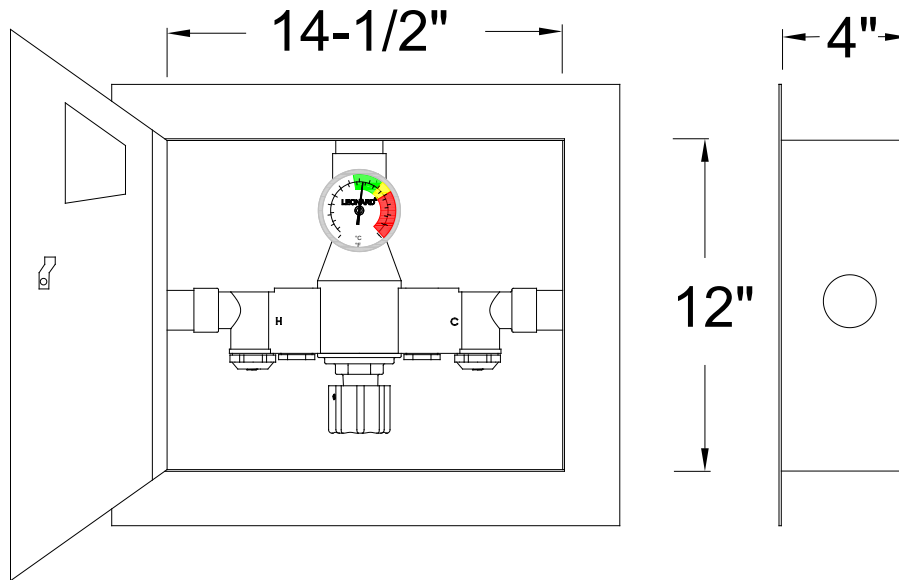
Phone: 401.461.1200 Fax: 401.941.5310

Email: info@leonardvalve.com

Web Site: <http://www.leonardvalve.com>

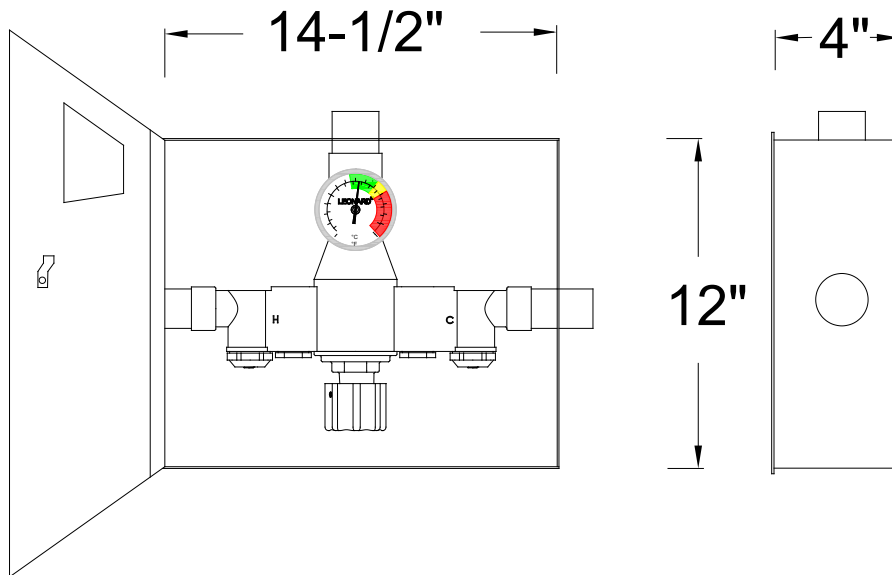
EXL-600-LF-REC

Designed to fit in a 2 X 4 wall viewport standard



EXL-600-LF-EXP

viewport standard



Note: Leonard Valve Company reserves the right of product, or design modifications without notice or obligation.

© 2025 Leonard Valve Company
Printed in USA



1360 Elmwood Avenue, Cranston, RI 02910 USA

Phone: 401.461.1200 Fax: 401.941.5310

Email: info@leonardvalve.com

Web Site: <http://www.leonardvalve.com>